

2021 NAPLAN – Students, Teachers and Parents need to celebrate and be congratulated for their great effort throughout Remote Learning. The 2021 Wallarano NAPLAN results are very pleasing considering the challenging and difficult last 18 months we have endured.

VIP: INDIVIDUAL STUDENT RESULTS WILL BE EMAILED TO FAMILIES THIS WEEK. PLEASE ENSURE THAT THE EMAIL ADDRESS THE SCHOOL HAS BEEN PROVIDED WITH IS CORRECT. Please email the school on wallarano.ps@education.vic.gov.au or call on 9798 1055

Wallarano Primary School NAPLAN results for Grade 3 and 5, 2021

The National Assessment Program - Literacy and Numeracy (NAPLAN) was completed by Grade 3 and 5 students in May of this year. During this time our students in Grades 3 and 5 were assessed in Literacy and Numeracy.

The results are a great credit to the hard work and determination of both the students and teachers - even through numerous lockdowns and the subsequent online learning. We should be so proud of the effort and self-regulation our students have displayed. This is very indicative of future success!

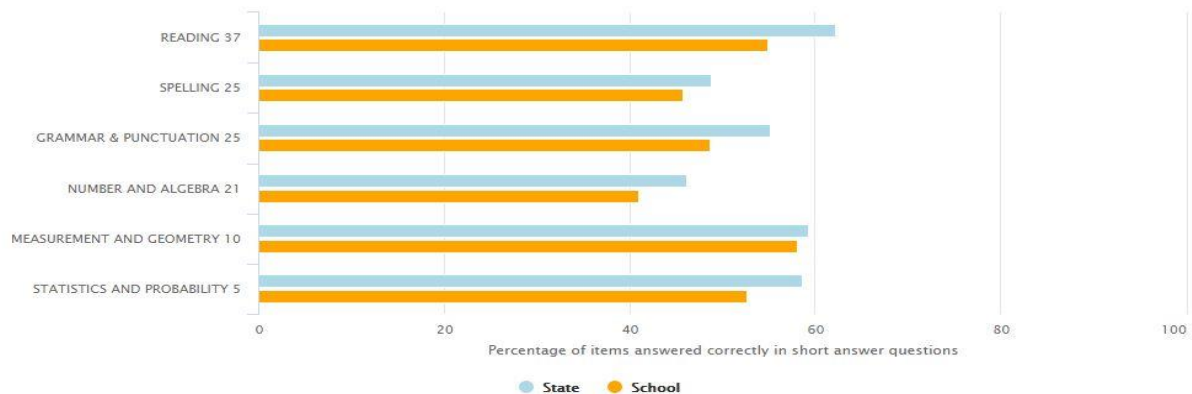
Wallarano Primary School Grade 3 NAPLAN results 2021

Overall, our Grade 3 students are performing slightly lower than the State benchmark but are not far behind. This is consistent with previous Grade 3 results at Wallarano. Wallarano students, as a group, begin school at least 2 years behind other children. This is due to the high level of children classified as disadvantaged or English as a Second Language. This does not mean they are not as smart or that they are destined to fail. Wallarano results demonstrate this strongly – it just takes us a little longer for our students to be at, or higher, than the State benchmarks.

The highlight is that the Grade 3 students have made incredible growth considering their starting point at the Foundation Level. The percentage of students achieving scores in the top two bands and the percentage of students who are meeting or above the expected levels of achievement is indicative of huge strides forward. We are thrilled that Covid lockdowns and remote learning have not impacted on most of the students' progress. Please see the Year 3 results below:

Assessment Area Report

2021 | Year 3
Home Group: All | UDG: All | Group: All
Date: 02/09/2021 | Time: 09:19:20 AM



Wallarano Primary School Grade 5 NAPLAN results 2021

The 2021 results are indicative of the huge growth Grade 5 students have made between 2019 and 2021!

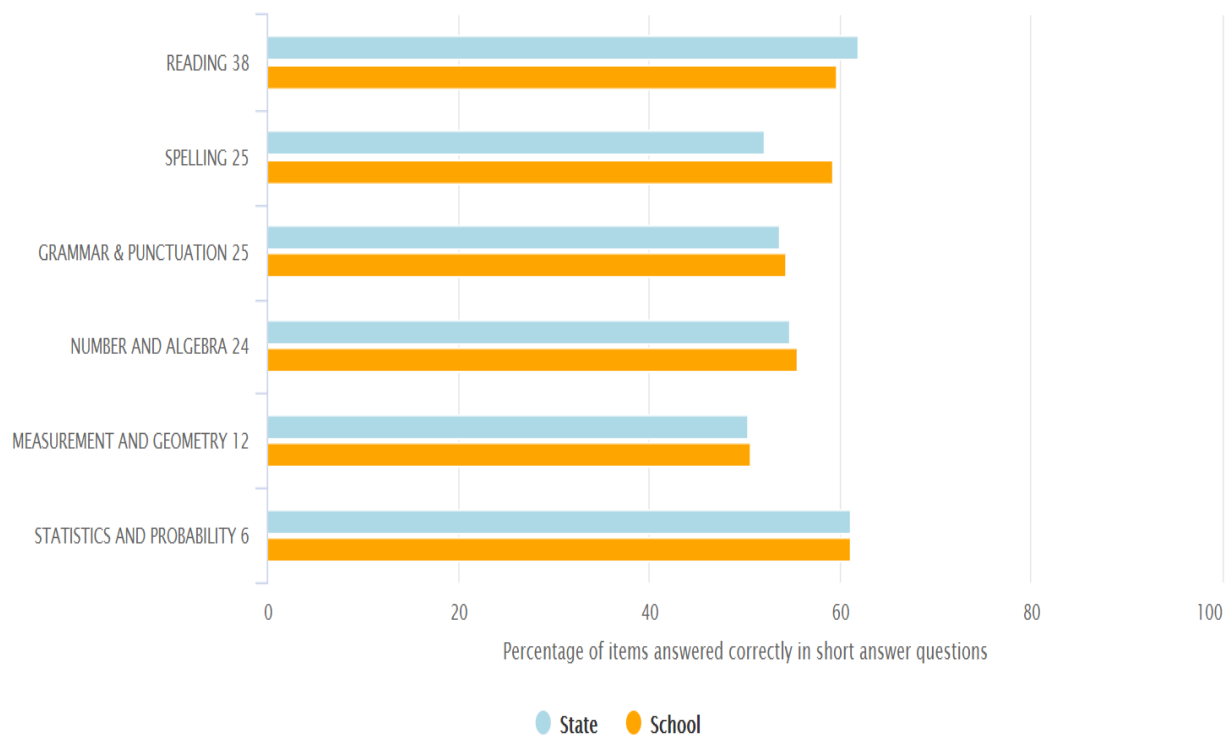
This group of students were below the State benchmarks in 2019. However, they are now performing above the State benchmarks in Spelling, Grammar and Punctuation and Numeracy. Reading will continue to be an area of improvement focus but we are not far behind the State average. Outstanding learners Grade 5!

Assessment Area Report

2021 | Year 5

Home Group: All | UDG: All | Group: All

Date: 02/09/2021 | Time: 02:38:56 PM



Over the following pages you will see how Wallarano Primary School compares to Similar Schools, our Network of schools and the State.

WALLARANO PRIMARY SCHOOL 2021 NAPLAN GRADE 3.

Grade 3 Reading: Wallarano students performed higher than similar schools and lower than State

46% of our students performed in the top two bands.

83% of our students are meeting or above the expected level for Grade 3.

NAPLAN - Students by bands



Top 2 band students in 2021 (%)

For students in Year 3, Reading



46%
Your school

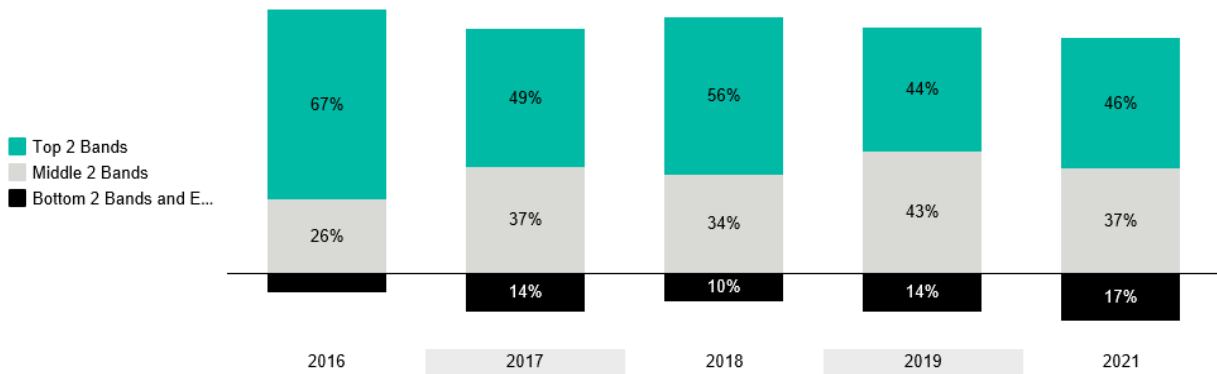
43%
Similar schools

45%
Network

60%
State

Students by band over last 5 years (%)

For students in Year 3, Reading



WALLARANO PRIMARY SCHOOL 2021 NAPLAN GRADE 3.

Grade 3 Spelling: The percentage of Wallarano students achieving in the top two bands is lower than similar schools and lower than State.

45% of our students performed in the top two bands.

88% of our students are meeting or above the expected level for Grade 3.

NAPLAN - Students by bands



Top 2 band students in 2021 (%)

For students in Year 3, Spelling



45%

Your school

47%

Similar schools

50%

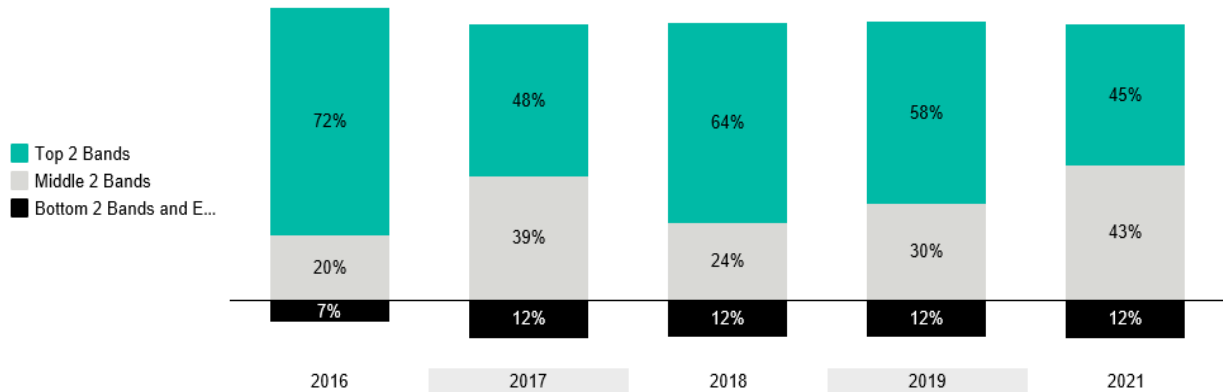
Network

50%

State

Students by band over last 5 years (%)

For students in Year 3, Spelling



WALLARANO PRIMARY SCHOOL 2021 NAPLAN GRADE 3.

Grade 3 Writing: The percentage of Wallarano students achieving in the top two bands is higher than similar schools and lower than State.

40% of our students performed in the top two bands.

88% of our students are meeting or above the expected level for Grade 3.

NAPLAN - Students by bands



Top 2 band students in 2021 (%)

For students in Year 3, Writing



40%
Your school

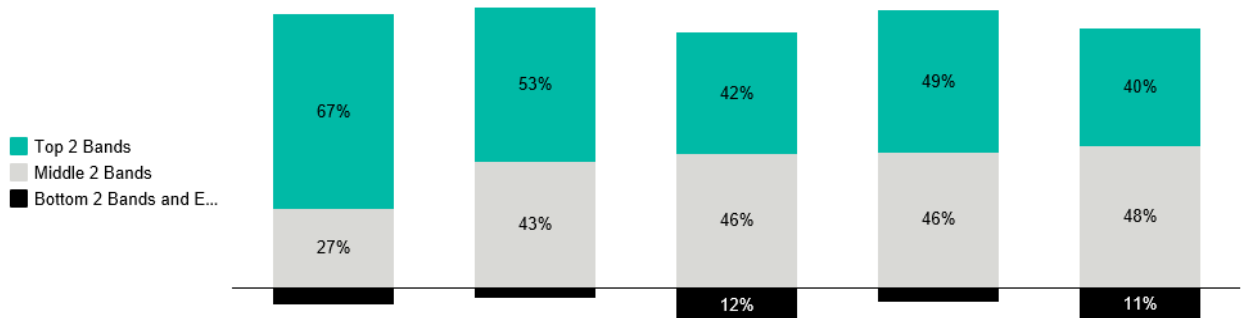
47%
Similar schools

52%
Network

55%
State

Students by band over last 5 years (%)

For students in Year 3, Writing



WALLARANO PRIMARY SCHOOL 2021 NAPLAN GRADE 3.

Grade 3 Numeracy: The percentage of Wallarano students achieving in the top two bands is higher than similar schools and lower than State.

34% of our students performed in the top two bands.

81% of our students are meeting or above the expected level for Grade 3.

NAPLAN - Students by bands



Top 2 band students in 2021 (%)

For students in Year 3, Numeracy



34%

Your school

24%

Similar schools

30%

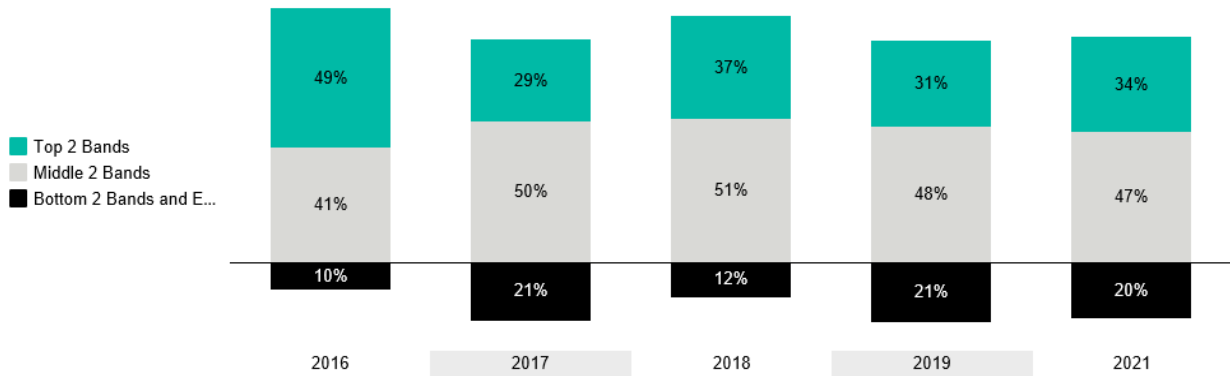
Network

41%

State

Students by band over last 5 years (%)

For students in Year 3, Numeracy



WALLARANO PRIMARY SCHOOL 2021 NAPLAN GRADE 5.

Grade 5 Reading: The percentage of Wallarano students achieving in the top two bands is higher than similar schools and lower than State.

36% of our students performed in the top two bands.

84% of our students are meeting or above the expected level for Grade 5.

NAPLAN - Students by bands 📄

Top 2 band students in 2021 (%) 👤

For students in Year 5, Reading

36%
Your school

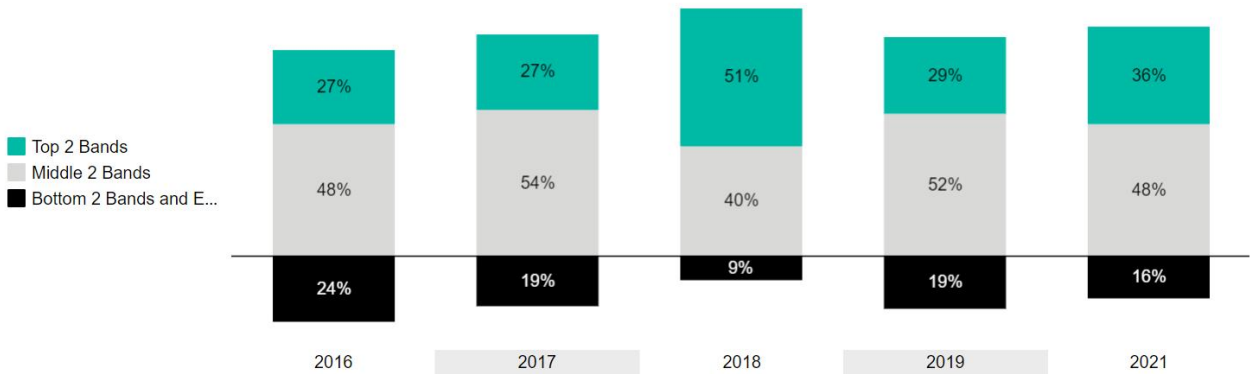
26%
Similar schools

29%
Network

43%
State

Students by band over last 5 years (%) 📄

For students in Year 5, Reading



Data breakdown (5 years) 📄

For students in Year 5, Reading

	2016	2017	2018	2019	2021
Mean scale score	482.5	483.0	527.4	491.5	513.2
Participation rate (%)	97%	94%	93%	99%	98%
Number of students	98	97	83	99	97
Maintaining Top 2 Bands % *	48%	43%	65%	58%	55%

WALLARANO PRIMARY SCHOOL 2021 NAPLAN GRADE 5.

Grade 5 Spelling: The percentage of Wallarano students achieving in the top two bands is higher than similar schools and higher than State.

54% of our students performed in the top two bands.

88% of our students are meeting or above the expected level for Grade 5.

NAPLAN - Students by bands 📄

Top 2 band students in 2021 (%) 👥

For students in Year 5, Spelling

54%

Your school

34%

Similar schools

38%

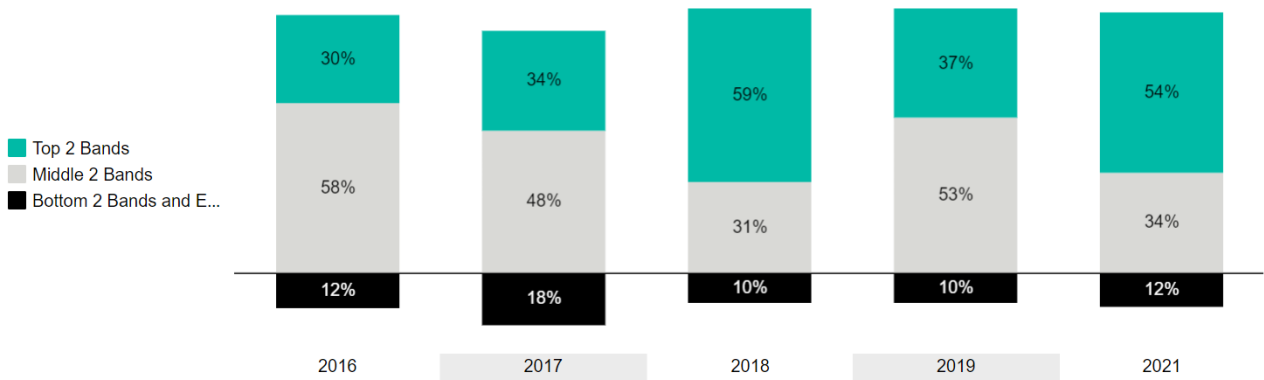
Network

37%

State

Students by band over last 5 years (%) 📊

For students in Year 5, Spelling



Data breakdown (5 years) 📄

For students in Year 5, Spelling

	2016	2017	2018	2019	2021
Mean scale score	500.7	498.2	544.1	511.2	521.2
Participation rate (%)	99%	92%	94%	98%	97%
Number of students	98	97	83	99	97
Maintaining Top 2 Bands % *	59%	60%	80%	63%	78%

WALLARANO PRIMARY SCHOOL 2021 NAPLAN GRADE 5.

Grade 5 Writing: The percentage of Wallarano students achieving in the top two bands is equal to similar schools and lower than State.

16% of our students performed in the top two bands.

90% of our students are meeting or above the expected level for Grade 5.

NAPLAN - Students by bands 📄

Top 2 band students in 2021 (%) 👥

For students in Year 5, Writing

16%

Your school

16%

Similar schools

18%

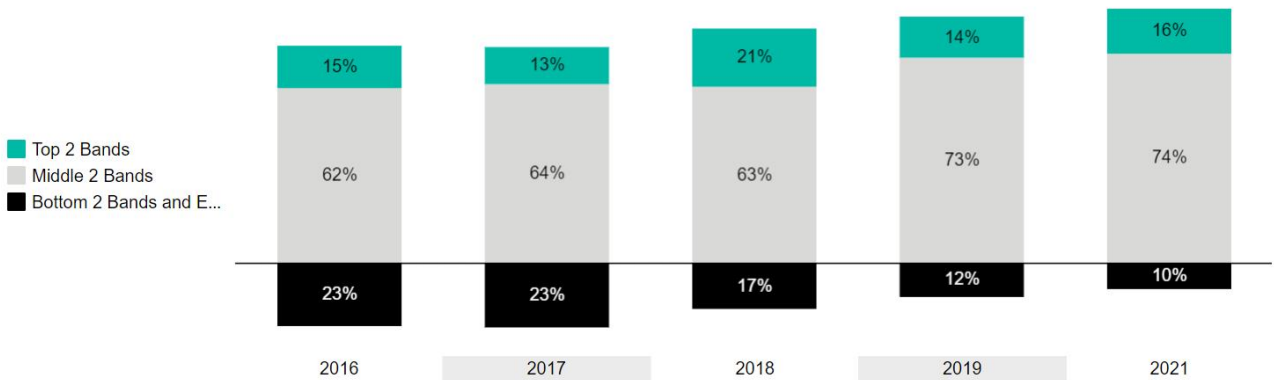
Network

20%

State

Students by band over last 5 years (%) 📊

For students in Year 5, Writing



Data breakdown (5 years) 📄

For students in Year 5, Writing

	2016	2017	2018	2019	2021
Mean scale score	469.1	460.5	489.3	481.6	486.2
Participation rate (%)	95%	94%	94%	98%	97%
Number of students	98	97	83	99	97
Maintaining Top 2 Bands % *	26%	20%	31%	27%	22%

WALLARANO PRIMARY SCHOOL 2021 NAPLAN GRADE 5.

Grade 5 Numeracy: The percentage of Wallarano students achieving in the top two bands is higher than similar schools and higher than State.

38% of our students performed in the top two bands.

89% of our students are meeting or above the expected level for Grade 5.

NAPLAN - Students by bands 📄

Top 2 band students in 2021 (%) 👤

For students in Year 5, Numeracy

38%

Your school

20%

Similar schools

24%

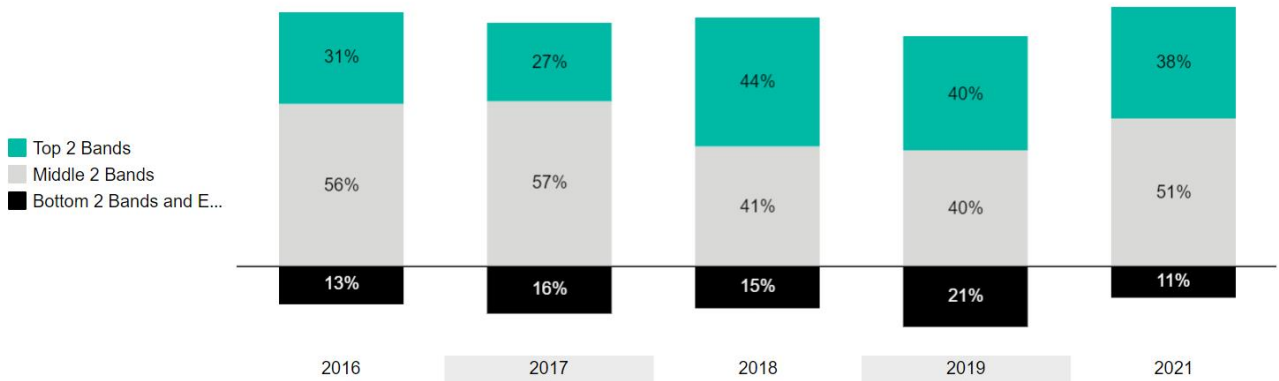
Network

33%

State

Students by band over last 5 years (%) 📄

For students in Year 5, Numeracy



Data breakdown (5 years) 📄

For students in Year 5, Numeracy

	2016	2017	2018	2019	2021
Mean scale score	502.6	491.8	516.5	506.8	510.2
Participation rate (%)	95%	95%	90%	97%	94%
Number of students	98	97	83	99	97
Maintaining Top 2 Bands % *	68%	66%	66%	83%	93%